





	Building Name/ Address	Classification	Building Area (square feet)	Contact
MASSACHUSETTS, NEW YORK, CONNECTICUT - MANAGEMENT				
	Riverview Technology Park 495 & 515 Woburn St. Tewksbury, MA 01876	2-Building R&D complex with expansion potential	707,221 115.8 acres	Gregory Hughes ghughes@pmrg.com 978.763.4100
	625 University Ave Norwood, MA 02062	Flex/Warehouse/ Distribution Center Single-Story, 3 Building, Multi-Tenant (rail served)	459,455 55 acres	Gregory Hughes ghughes@pmrg.com 978.763.4100
	3407 Walters Rd. Van Buren, NY 13209	Single-Story Warehouse (refrigerated)	273,225	Gregory Hughes ghughes@pmrg.com 978.763.4100
	Enfield Business Park Enfield, CT 06082	World-class, 5-building campus; home to LEGO's North American headquarters. Warehouse, Office, and R&D Bldgs.	1,185,569 115 acres	Gregory Hughes ghughes@pmrg.com 978.763.4100